
















## **General**

-  Tell the competitor what exercise they are about to do, and show them where it starts and in what direction
-  At the start of each exercise, wait until they look ready, then they will either tell you they are ready or you will need to ask them
-  On heelwork, give the instructions clearly, with enough notice for the handler to take one or two further steps and turn before hitting the ring ropes
-  Check with the judge whether they will nod to indicate they have checked the dog's position on presents, finishes and halts. If not, just watch the judge to see that they have had a chance to check.













## **Heel on lead**

-  "This is a Novice round, please make sure you have a loose lead, extra commands will not be penalised"
-  "Are you ready?"
-  Handler indicates they are ready
-  Use "forward", "left turn", "right turn", "about turn" and "halt", where appropriate
-  Try stay out of the judge's view of the dog and handler, but stay close enough to the handler for them to hear you clearly. For any halts, wait for a nod from the judge before continuing
-  "Exercise finished"














## **Heel free**

-  "Are you ready?"
-  Handler indicates they are ready
-  Use "forward", "left turn", "right turn", "about turn" and "halt", where appropriate
-  Try stay out of the judge's view of the dog and handler, but stay close enough to the handler for them to hear you clearly. For any halts, wait for a nod from the judge before continuing
-  "Exercise finished"

## Recall

-  “Are you ready?”
-  Handler indicates they are ready
-  “Command your dog”
-  Handler gives command to dog
-  “Leave”
-  “Halt and face your dog”
-  Wait until handler has settled their feet
-  “Call your dog”
-  Once dog is in present position, wait for nod from judge
-  “Finish”
-  Once dog is in close position, wait for nod from judge
-  “Exercise finished”

## Retrieve

-  “Are you ready?”
-  Handler indicates they are ready
-  “Command your dog”
-  Handler gives command to dog
-  “Throw”
-  Wait until dumbbell has stopped
-  “Send your dog”
-  Once dog is in present position, wait for judge’s nod
-  “Take it”
-  Handler takes dumbbell from dog
-  “Finish”
-  Once dog is in close position, wait for nod from judge
-  “Exercise and test finished” [assuming this is the last exercise]